

IMPORTANT ATTENTION

WARNING

PLEASE READ THE INSTRUCTIONS CAREFULLY BEFORE USING THE PRODUCT.

PLEASE READ THE INSTRUCTIONS CAREFULLY BEFORE USING THE PRODUCT.

PLEASE READ THE INSTRUCTIONS CAREFULLY BEFORE USING THE PRODUCT.

PLEASE READ THE INSTRUCTIONS CAREFULLY BEFORE USING THE PRODUCT.

PLEASE READ THE INSTRUCTIONS CAREFULLY BEFORE USING THE PRODUCT.

PLEASE READ THE INSTRUCTIONS CAREFULLY BEFORE USING THE PRODUCT.

PLEASE READ THE INSTRUCTIONS CAREFULLY BEFORE USING THE PRODUCT.

PLEASE READ THE INSTRUCTIONS CAREFULLY BEFORE USING THE PRODUCT.

PLEASE READ THE INSTRUCTIONS CAREFULLY BEFORE USING THE PRODUCT.

ATTENTION


I 

II G 

III P 

I 



I 

II T 

III P 

I W 

CONTINUATION






Figure 5 shows an example of a domestic solar heating system based on an indirect water heater with two coils. The domestic water can be heated by the solar system as well as the boiler.




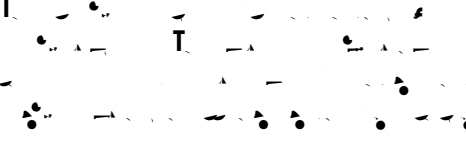




L -

Reference the solar collector installation instructions for proper start-up of the solar collector. Be sure that fluid flow in the solar system is established.

XXII

H.  T. 

Two staves of musical notation. The top staff is for voice part H and the bottom staff is for voice part T. Both staves contain a series of notes with stems and flags, indicating a fast or rhythmic passage. The notation is in a standard musical format with a treble clef and a key signature of one flat.

N

